

We're making changes to Kings Centre Play Area...

Would you prefer...

Option 1

Equipment and features for

- older children
- teenagers
- young children

or

Option 2

Equipment and features for

- Younger children
- People with limited mobility



Tell us what you think

email: parksopenspaces@midsussex.gov.uk

Form: complete and return to Mid Sussex District Council,
Landscapes, Oaklands, Haywards Heath, West Sussex, RH16 1SS



OPTION 1



Skate Park



This option has things for **older children, teenagers and young children.**

The equipment for older children is located outside of the fenced play area to allow **young children** to play without feeling intimidated.


The area for young children is extended to include the grass mounds so children can run around more in the play area.



Play types:

- Swinging - yes
- Sliding - yes
- Climbing - yes
- Rocking - toddler only
- Rotating - yes
- Balancing - yes

KINGS CENTRE,
PLAY AREA ENHANCEMENT



OPTION 1



Swing- with a big seat, can be used by one child or a few at a time and is accessible to people with limited mobility.



Domino rings (See option 2 for more details)



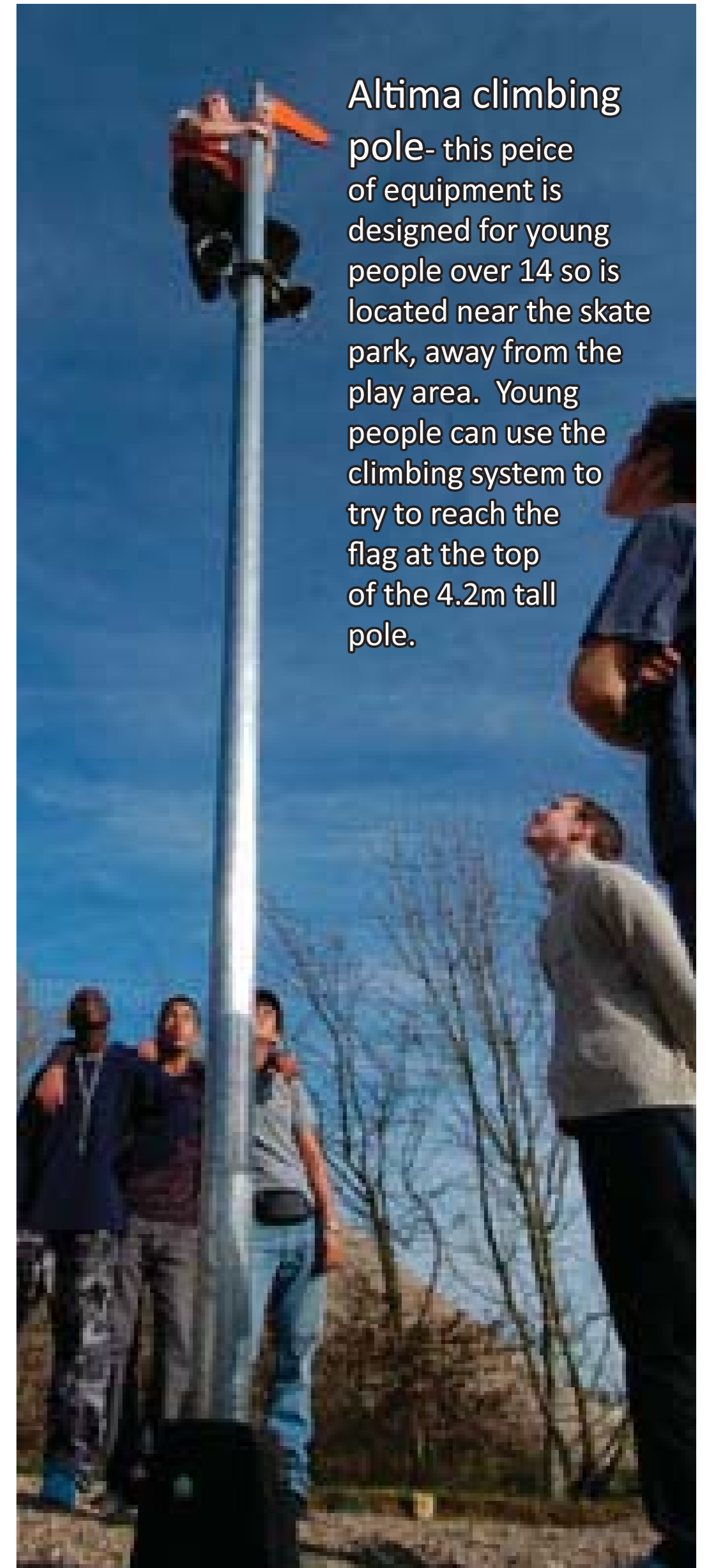
Spinner bowls- We have two positioned together so children can race each other



The Exercise bike (above) and Rowing machine (below) are positioned next to the existing benches overlooking the skate park. This allows users to exercise whilst watching the action in the skate park and chatting to friends.



Explorer Arch - spans between the two grass mounds offering children the opportunity to find different ways across.



Altima climbing pole- this piece of equipment is designed for young people over 14 so is located near the skate park, away from the play area. Young people can use the climbing system to try to reach the flag at the top of the 4.2m tall pole.

OPTION 2



This option is designed to further enhance the play value for **younger children** and to provide the opportunity to play for people with **limited mobility**.

The main feature is the **unique** play bridge

Play types:

- Swinging - yes
- Sliding - yes
- Climbing - yes
- Rocking - toddler only
- Rotating - yes
- Balancing - yes

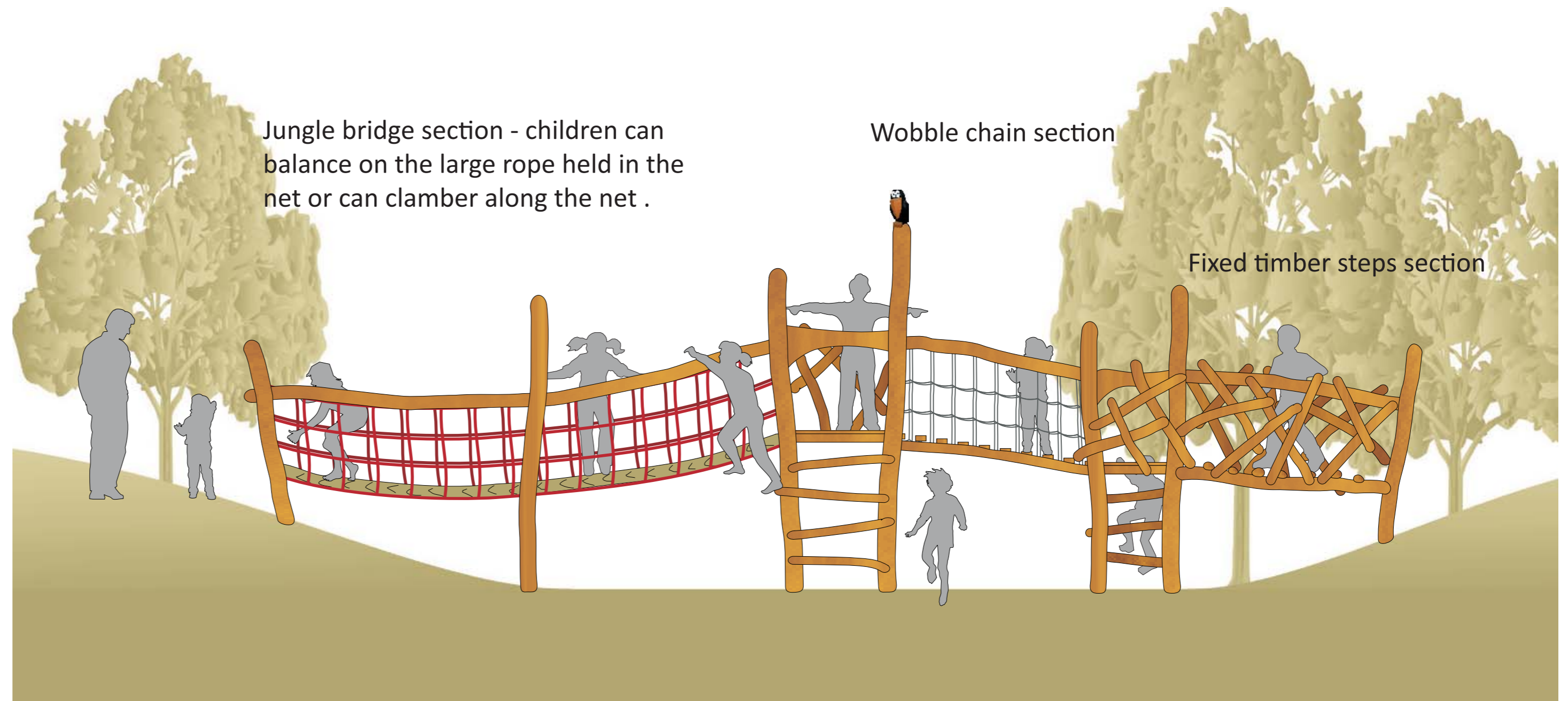


OPTION 2

Play bridge - unique timber bridge spans between the grass mounds. Solid platforms are kept to a minimum so that good visibility is maintained throughout. The different sections get increasingly challenging as kids progress across, with a ladder at the end of each section back to the ground.



Domino rings - located in a high profile area next to busy paths and visible from the footbridge. It can be viewed as a sculptural work of art but is also a play feature. The different sized rings can be used for climbing, twisting, sliding and hanging. The tallest ring is 1.4m high.



Access whirl - spinner accessible to all, including those with limited mobility



Swing- with a big seat, can be used by one child or a few at a time and is accessible to people with limited mobility.